



# Staff Report

## Fire Services

---

**Report To:** Committee of the Whole  
**Meeting Date:** May 22, 2019  
**Report Number:** FAF.19.017  
**Subject:** 2018 Annual Fire Department Report  
**Prepared by:** Rob Collins, Director of Enforcement Services/Fire Chief

---

### A. Recommendations

---

THAT Council receive Staff Report FAF.19.017, entitled “2018 Annual Fire Department Report” for information.

### B. Overview

---

This report presents the Town of The Blue Mountains Fire Department 2018 Annual Report.

### C. Background

---

The Fire Chief provides regular update reporting of Fire Service activities to Council.

### D. Analysis

---

The 2018 Blue Mountains Fire Department Annual Report is attached. The report contains statistics and analysis of key fire service performance indicators. Highlights include

- A slight overall increase in emergency calls for service, but a very low number of large-loss structural fires.
- No civilian or fire service personnel significant injuries or fatalities.
- Compliance Inspections of all commercial, industrial, multi-unit residential and vulnerable population occupancies.
- Expansion of the Smoke Alarm program, as well as increased number of Fire Prevention / Public Education events.
- Expanded Firefighter Training program, including a separate Recruit program for five new Firefighter Recruits. All training meets or exceeds NFPA Standards for training.
- Emergency Management Program achieved certified compliance through Emergency Management Ontario, as required by the Emergency Management and Civil Protection Act.

## **E. The Blue Mountains Strategic Plan**

---

Goal #4: Promote a Culture of Organizational & Operational Excellence  
Objective #2 Improve Internal Communications Across our Organization  
Objective #3 To Consistently Deliver Excellent Customer Service

## **F. Environmental Impacts**

---

None identified

## **G. Financial Impact**

---

None identified

## **H. In Consultation With**

---

Office of the Fire Marshal

## **I. Public Engagement**

---

The topic of this Staff Report has not been subject to a Public Meeting and/or a Public Information Centre as neither a Public Meeting nor a Public Information Centre are required. Comments regarding this report should be submitted to Rob Collins, [firechief@thebluemountains.ca](mailto:firechief@thebluemountains.ca)

## **J. Attached**

---

1. The Blue Mountains Fire Department 2018 Annual Report

Respectfully submitted,

---

Rob Collins  
Director of Fire & Enforcement Services

For more information, please contact:  
Rob Collins  
[firechief@thebluemountains.ca](mailto:firechief@thebluemountains.ca)  
519-599-3131 extension 103



**THE BLUE MOUNTAINS FIRE DEPARTMENT**  
**2018 ANNUAL REPORT**

**The Vision of The Town of The Blue Mountains Fire Department is:**

To provide the citizens of The Blue Mountains with pro-active, effective and efficient delivery of fire, rescue, public education and fire prevention services; through a unified forward thinking organization with good morale and with the highest standards of personnel safety, fairness and professionalism.





**REPORT TO:** Finance & Administration Committee  
**FROM:** Rob Collins, Fire Chief  
**DATE:** May 22, 2019  
**SUBJECT:** Annual Fire Department Report – January – December 2018

## **The Blue Mountains Fire Department**

### **Annual Report – January - December, 2018**

This annual report is to provide information with regards to the operation and status of The Blue Mountains Fire Department for 2018

#### **Annual Highlights:**

2018 was another eventful year for the Town of The Blue Mountains Fire Department. Our program continues to operate in a unique and effective way, a composite service with a full-time staff primarily operating a robust Fire Prevention program, and supporting an excellent Suppression program staffed by paid-on-call Volunteer Firefighters. This model has proven to be effective, in terms of both operational excellence and cost-efficiency.

In terms of emergency call volume, 2018 saw a slight increase in total emergency calls, yet we saw a very small number of significant large-loss fires. Of the 249 total emergency calls for service, only six of those were structural fires. The Fire Loss statistics show a significant increase, but this figure is skewed somewhat by one large-loss fire which accounts for almost 70% of the total fire loss figures. That one event aside, our loss figures remain remarkably low.

False alarm calls continue to account for almost half of all calls, a situation which has always been an issue here due to the unusually high number of both commercial and residential occupancies with fire alarm systems. We continue to enforce responsible use of these systems through our false alarm billing program.

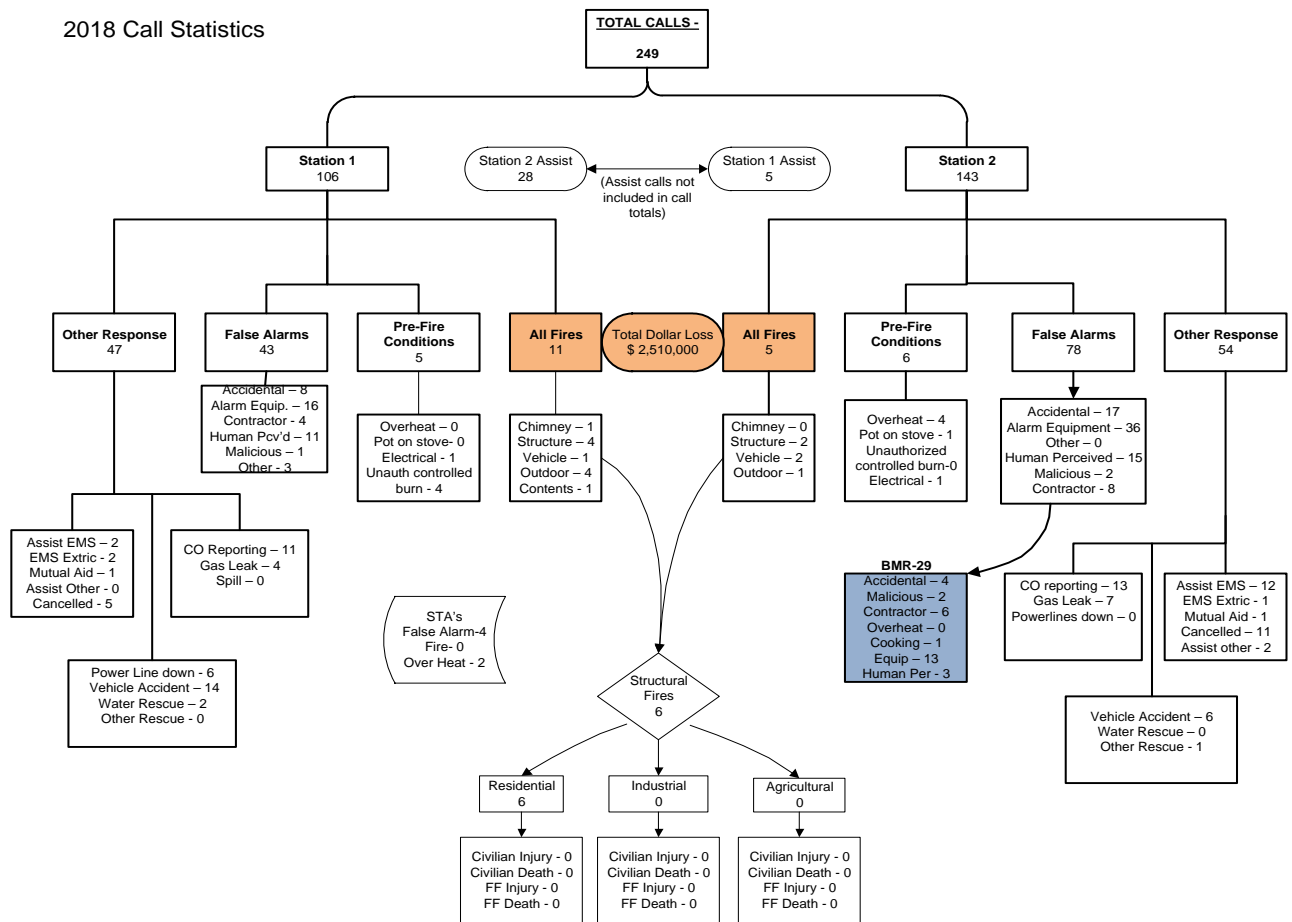
Fire Prevention remains the backbone of our Fire Service program. In 2018 we were able to meet our goal of inspecting every commercial, multi-unit residential and vulnerable occupancy in the Town, a feat which is unheard of in other Ontario jurisdictions. In addition to these important compliance inspections, Fire Prevention personnel continued to operate a highly effective Public Education program, providing 17 information events and reaching almost 2,700 people. Prevention also continued to develop and deliver an innovative Smoke Alarm program, including delivering and installing smoke alarms in an effort to ensure that every residence in the Town is adequately protected and compliant with Provincial legislation.

Our Training program is another key part of the program, ensuring that all personnel receive the highest level of training, and helping to ensure that our suppression and emergency response programs continue to be delivered in an extremely competent manner, and with the highest level of safety. Once again in 2018, the Training Division ran parallel suppression training programs, for General Level Firefighters as well as for a new class of Firefighter Recruits. All training delivered by our Training personnel meets or exceeds NFPA Standards.

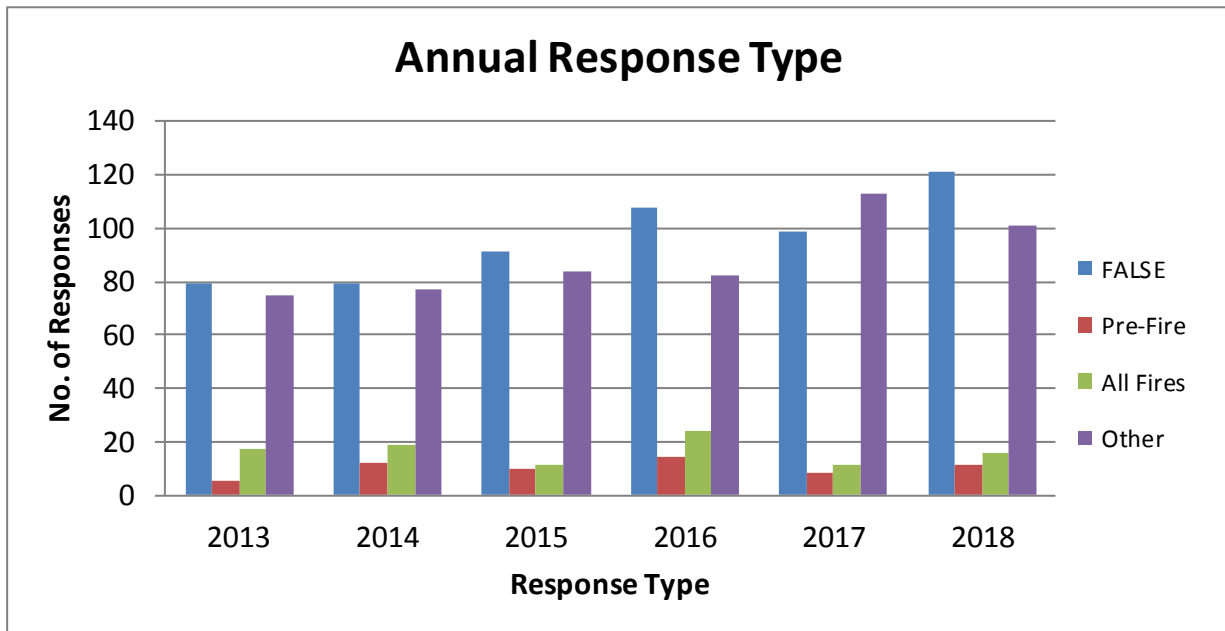
The Emergency Management program included training programs and an emergency exercise, in accordance with Provincial requirements, as well as some new requirements introduced under the Emergency Management and Civil Protection Act. The Town was once again certified to the Essential Level Program requirements and all elements of compliance were successfully completed.

The balance of this report contains detailed statistics and program details for 2018.

2018 Call Statistics

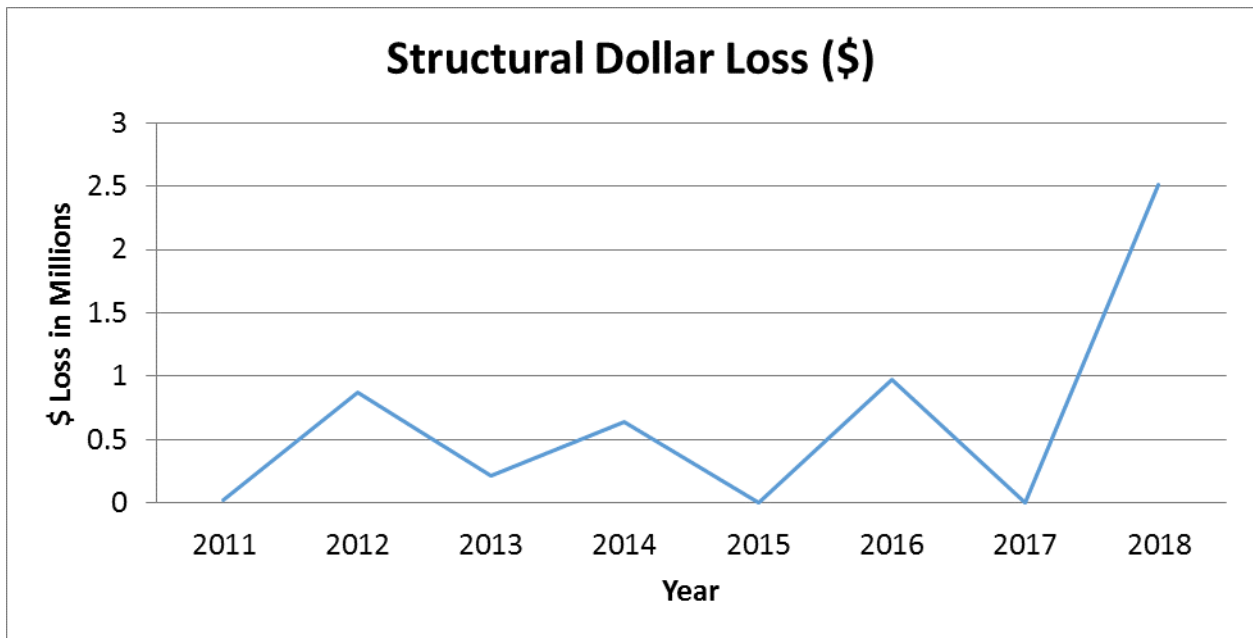


**Town of The Blue Mountains Fire Dept.  
Annual Response Type Comparison Chart  
2018**



Responses to the 4 types/categories of incidents, continue to remain proportionally similar. A twenty (20%) increase in False Alarms from 2017, is originating from the station 2 area, relating to residential alarms. Some of these incidents are relevant to By-law 2017-7, however several are check calls to assure the home owner that a problem does not exist.

**Town of The Blue Mountains Fire Dept.  
Annual Dollar Loss Comparison Chart  
2018**

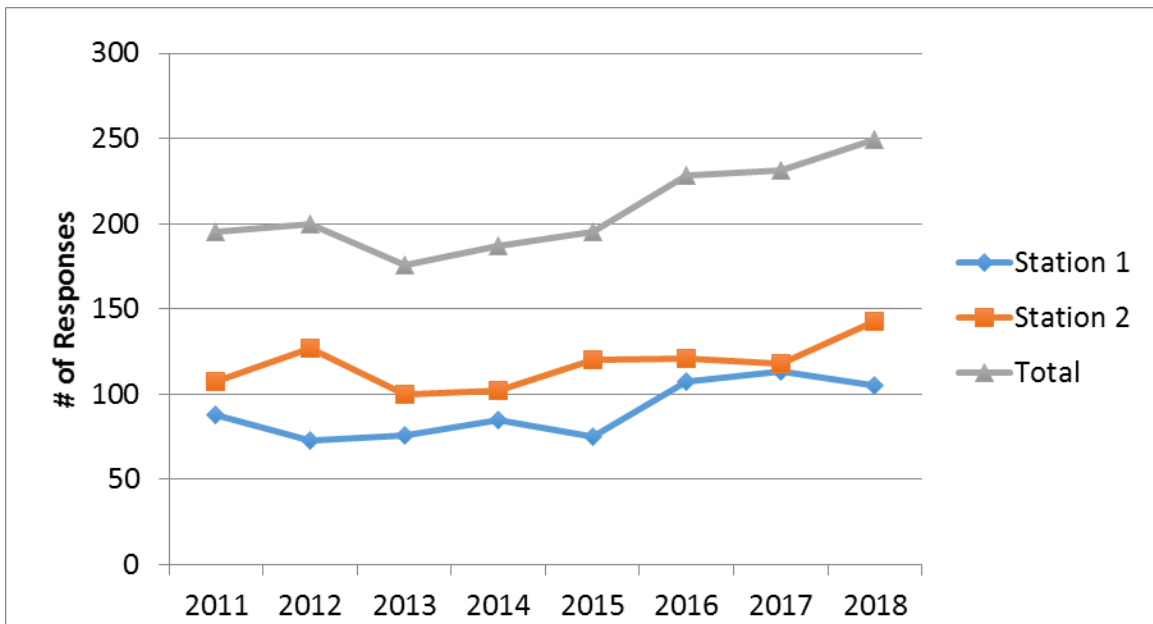


A total of \$2,510,000 in dollar loss was reported in 2018. A reported \$1,750,000 loss skews the annual dollar loss due to circumstances surrounding the incident.



<b>Structure Type</b>	<b>Loss Type</b>	<b>Possible Cause</b>	<b>Dollar Loss</b>
Single Family Dwelling	Total structure	Undetermined	\$1,750,000
Single Family Dwelling	Chimney, attic, contents	Clearance to a heat source	\$100,000
Single Family Dwelling	Total structure	Electrical	\$500,000
Single Family Dwelling	Partial structure	Improper use of a heat source	\$50,000
Single Family Dwelling	Kitchen, walls, attic	Unattended cooking	\$100,000
Single Family Dwelling	Contents	Faulty electrical appliance	\$10,000

**Town of The Blue Mountains Fire Dept.  
Annual Response Comparison Chart  
2018**



Both stations continue to respond to a proportionally similar number of calls per year.

### Call Volume by Season

The frequency of responses remains relatively consistent throughout the year:

Season	Response Frequency (%)
Spring	20
Summer	34
Fall	20
Winter	26

### Call Volume by Day / Time

The occurrence times remain consistent with previous years:

Day/Time	Occurrence Frequency (%)
Monday - Friday	66
Saturday/Sunday/Holidays	34
0000 – 0800 hours	4
0800 – 1600 hours	64
1600 – 2400 hours	32

**2018**  
**Town of The Blue Mountains Fire Department**  
**Response Statistics**  
**Times of Day**  
**Station #1**  
**Total Calls = 106**

MONTH	TIME OF DAY			DAY OF WEEK		% volume
	0:00 – 08:00	08:00–16:00	16:00-24:00	M – F	Sat-Sun	
January	0	6	1	7	0	7
February	1	1	1	1	2	4
March	0	3	3	4	2	6
April	2	2	2	5	1	6
May	3	8	5	9	7	14
June	1	3	2	5	1	6
July	3	5	6	10	4	13
August	1	5	5	6	5	10
September	1	6	2	4	5	8
October	1	5	3	8	1	8
November	2	8	2	11	1	11
December	2	1	4	4	3	7
0 – 08	17					16
08 – 16		53				50
16 – 24			36			34
M – F				74		70
S - S					32	30

**2018**  
**Town of The Blue Mountains Fire Department**  
**Times of Responses to Fires**  
**Station #1**  
**Fires = 12**

TYPE	TIME OF DAY			DAY OF WEEK		% volume
	0:00-08:00	08:00-16:00	16:00-24:00	M – F	Sat - Sun	
<b>CHIMNEY</b>		1		1		<b>8</b>
<b>STRUCTURE</b>	1	3	1	4	1	<b>42</b>
<b>VEHICLE</b>		1		1		<b>8</b>
<b>OUTDOOR</b>		3	2	5		<b>42</b>
<b>00:00 – 08:00</b>	<b>1</b>					<b>8</b>
<b>08:00 – 16:00</b>		<b>8</b>				<b>67</b>
<b>16:00 – 24:00</b>			<b>3</b>			<b>25</b>
<b>M – F</b>				<b>11</b>		<b>92</b>
<b>Sat - Sun</b>					<b>1</b>	<b>8</b>

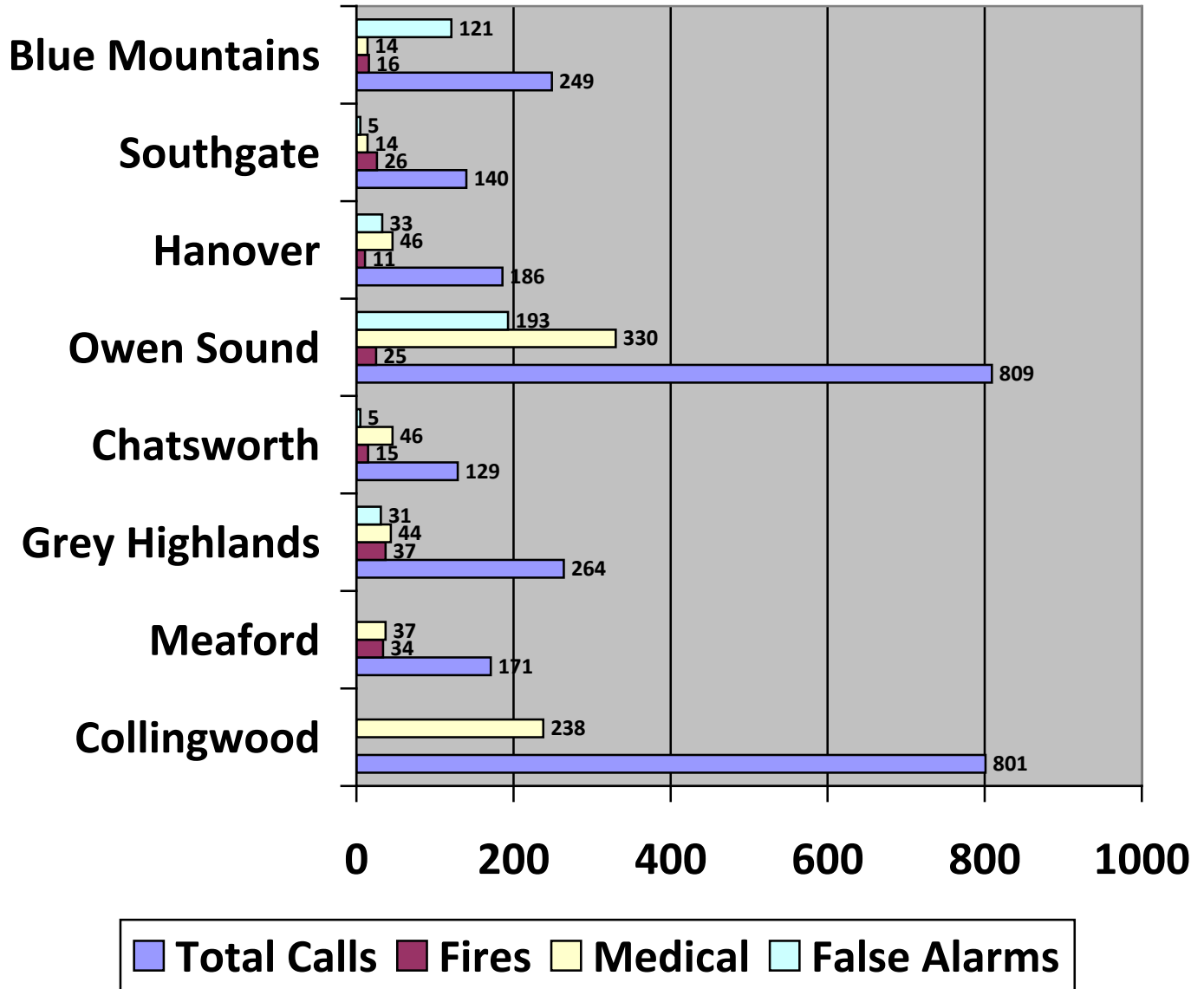
**2018**  
**Town of The Blue Mountains Fire Department**  
**Response Statistics**  
**Times of Day**  
**Station #2**  
**Total Call = 143**

MONTH	TIME OF DAY			DAY OF WEEK		% volume
	0:00-08:00	08:00-16:00	16:00-24:00	M – F	Sat - Sun	
January	6	6	13	14	11	17
February	0	7	4	6	5	8
March	0	3	4	5	2	5
April	1	4	3	3	5	6
May	0	3	3	6	0	4
June	0	9	3	10	2	8
July	3	10	6	14	5	13
August	5	11	7	18	5	16
September	2	2	3	5	2	5
October	0	2	3	4	1	4
November	2	3	3	3	5	6
December	1	6	5	9	3	8
00:00 – 8:00	20					14
08:00 –16:00		66				46
16:00 –24:00			57			40
M – F				97		68
Sat - Sun					46	32

**2018**  
**Town of The Blue Mountains Fire Department**  
**Times of Responses to Fires**  
**Station #2**  
**Fires = 5**

TYPE	TIME OF DAY			DAY OF WEEK		% volume
	00:00-08:00	08:00-16:00	16:00-24:00	M – F	Sat - Sun	
CHIMNEY						0
STRUCTURE		1	1		2	40
VEHICLE		2		2		40
OUTDOOR			1		1	20
00:00-08:00	0					0
08:00-16:00		3				60
16:00-24:00			2			40
M – F				2		40
Sat - Sun					3	60

## Emergency Call Volume Comparison





**Town of The Blue Mountains Fire Department  
Annual Report  
Fire Prevention 2018**

**Inspections**

Request	13
Complaint	9
Institutional	6
Re - Inspections	276
Commercial	199
Commercial Residential	20
Industrial	42
Assembly	93
Residential	58
Tents	7
Display Fireworks	17
Public Amusement Area Fireworks	7
Outdoor Public Amusement Area Approved	0
Electrical Orders Issued	1
Bunk house Inspections	46
Short Term Accommodations	7
<b>Total Inspections</b>	<b>801</b>

## Fire & Life Safety Education

Focus Group	Topic	# of persons
Kids @ Library	Fire Safety	70
Public @ Library	Home Fire Safety	7
BMR Supervisory	Fire Safety Plan	15
Rusty's	FSP Responsibilities	100
Open House	Fire Safety	200
Grey Bruce Builders	Fire Safety	40
Maple Villa	Fire Safety	12
Lemon Court	Fire Safety	11
OBOA Bluewater Chapter	Fire Safety NFPA 96	40
Council and Public	Inspector as Educator	35
Grey Bruce OHSA	Fire Safety	20
BMVA	Fire Safety	50
Station Tour	Fire Safety	4
Town Staff	Extinguisher Training	25
Village July Wnds 4 Days	Fire Safety Truck Tour	650
Village August Weekends 6 Days	Fire Safety Truck Tour	1150
CIBC Run for the Cure	Fire Safety	200
Total		2659

## Fire Safety Plans

Plans Under Review	Buildings Inspected as Part of Review	Plans Approved	Plans Rejected
25		22	3

### Smoke Alarm Program

<b>Dwellings Inspected</b>	<b>Deficiencies Identified</b>
60	Yes/Corrected

#### Fire Code Enforcement

Smoke alarm tickets issued – Part 1	Smoke alarm infractions Issued – Part 3	Part 3 – Fire Code Violations Registered	Results
0	1	(1)	1 Conviction \$1000
		(2)	2 Conviction \$6000
		(3)	
		(4) Appealed	3 Conviction \$2500
		(5)	4 Pending
			5 Conviction \$7500

#### Inspection Orders

<b>Bunkhouse</b>	<b>0</b>
<b>Condominium Corporations</b>	<b>19</b>
<b>Boarding Rooming Lodging</b>	<b>0</b>
<b>Commercial</b>	<b>51</b>
<b>Industrial</b>	<b>10</b>
<b>Assembly</b>	<b>22</b>
<b>Residential</b>	<b>17</b>

## **Prevention Highlights**

- Great turnout for public education events
- CFPO doing STA inspections and STA license renewals

**TRAINING**  
**Annual Report**  
**January – December 2018**

**TRAINING STATS Annual Report – 2018**

Station # 1&2 1 <sup>st</sup> Quarter	Station # 1&2 2 <sup>nd</sup> Quarter	Station # 1&2 3 <sup>rd</sup> Quarter	Station # 1&2 4 <sup>th</sup> Quarter
<b>782 hrs.</b> (General)	<b>748 hrs.</b> (General)	<b>634 hrs.</b> (General)	<b>734 hrs.</b> (General)
<b>0 hrs.</b> (Recruit)	<b>134 hrs.</b> (Recruit)	<b>120 hrs.</b> (Recruit)	<b>0 hrs.</b> (Recruit)
			<b>TOTAL TRAINING HOURS 3152 Hrs.</b>

**TRAINING STATS 1<sup>st</sup> QUARTER – 2018 (In House)**

JANUARY 2018		FEBRUARY 2018		MARCH 2018	
Station # 1	Station # 2	Station # 1	Station # 2	Station # 1	Station # 2
162 Hours	130 Hours	122 Hours	92 Hours	148 Hours	128 Hours
<b>Total Hours:</b>					<b>Hrs. 782</b>

*In House training takes place every Monday nights (minus statutory holidays) throughout the year.*

**General Level Firefighter Training**

TOPIC'S	
Monthly Apparatus and SCBA Checks and Inspections	
PPE Inspection/First Aid	
Firefighter Survival	
Ice Rescue Re-certification	
NFPA 1001 Ropes and Knots	
Rope Rescue Re-cert	
Fire Ground Skills training	
<b>GENERAL LEVEL TRAINING HOURS</b>	<b>782 Hours</b>

**Ontario Fire College Courses – January - March 2018**

Firefighters	Ontario Fire College Course	Number of Days
	<b>NO ONTARIO FIRE COLLEGE COURSES OFFERED IN THE 1<sup>st</sup> QUARTER</b>	

<b>Firefighters</b>	<b>Ontario Fire College Course</b>	<b>Number of Days</b>
<b>Total Days at the</b>	<b>Ontario Fire College</b>	<b>0 Days</b>

### **Training Continued...**

- Ice Rescue re-cert training was conducted.
- Solar awareness course developed and placed in the TBMFD online training silo
- Results of the training survey vetted and points released to the membership. A plan to implement (weekend training etc.) put in place for the spring.
- Excel spreadsheets developed to better train specialized training (operations) signoffs.
- Continued online training programs utilizing Stillwater.
- Preparation work for 2018 Recruit Firefighter Program.

**TRAINING STATS 2<sup>nd</sup> QUARTER – 2018 (General Level in House)**

APRIL 2018		MAY 2018		JUNE 2018	
Station # 1	Station # 2	Station # 1	Station # 2	Station # 1	Station # 2
164 Hours	116 Hours	120 Hours	96 Hours	146 Hours	106 Hours
<b>Total Hours:</b>					<b>748 Hrs.</b>

*In House training takes place every Monday nights (minus statutory holidays) throughout the year.*

**General Level Firefighter Training (Apr-Jun)**

TOPIC
Truck / SCBA / PPE (Monthly)
Practical Vehicle Extrication (New eDraulics)
Practical Airbags/Cribbing
Rope Rescue Annual Re-cert (Ongoing)
Fire Ground Skills on Pump Operations/Fire Attack/Suppression/Ladders/Ventilation etc.
Rural Water (Pump Relay, Tanker Shuttle, Rural Water Pumper Operator Training)
Confined Space Rescue.
Hose Testing
Marine re-certification training
<b>GENERAL LEVEL TRAINING HOURS: 748 HRS</b>



**Recruit Firefighter Training (Start Date May 10<sup>th</sup>)**

Orientation and welcome	
Personal protective equipment donning/doffing practical (time trials)	
Self-contained breathing apparatus donning/doffing practical (time trials)	
Apparatus and equipment detailed orientations	
Hose rolls/ deploying hoseline's/ hydrant operations/ unmanned monitors/ wyed lines etc.	
<b>RECRUIT TRAINING HOURS</b>	<b>135 Hrs. to Date</b>
<b>TOTAL TRAINING HOURS (Recruit &amp; General Level)</b>	<b>883 TRAINING HOURS</b>

**\*NOTE:** 2018 Recruit class is run as a separate training night (Thursday nights) we have found this to be less disruptive to the general level members training and to the students as other things are not going on around them. It has also allowed us better use of equipment as it's not in use by other members. The 2018 recruit class is also performing 1 Saturday a month fire ground training to put together all the skills they have learned on the Thursday nights.

**Ontario Fire College Courses – April - Jun 2018**

<b>Firefighters</b>	<b>Ontario Fire College Course</b>	<b>Number of Days</b>
1	Legislation Course	Online (1)
2	NFPA 1001 Firefighter 1 Part "B"	10
		<b>Total Days 11</b>

**Training Highlights...**

- 2017 Recruit training program began with 6 recruit firefighters, 2 for Station #1 and 4 for Station #2.
- TBMFD Rope Rescue Program re-certification was conducted.
- TBMFD Marine Rescue Program re-certification was began and will run through the spring/summer 2018.

- Quarterly weekend training implemented for general level members as part of the training survey results.
- The Training Officer and other members within Grey County formed the Grey County Training Association.
- New mandatory firefighter certification was announced by the province. Training division working on plans to meet the December 2019 deadline for all members to be certified.
- Low angle rescue program completed, implementation

**TRAINING STATS 3<sup>rd</sup> QUARTER – 2018 (General Level in House)**

JULY 2018		AUGUST 2018		SEPT 2018	
Station # 1	Station # 2	Station # 1	Station # 2	Station # 1	Station # 2
130 Hours	118 Hours	94 Hours	84 Hours	108 Hours	100 Hours
				<b>Total Hours:</b>	<b>634 Hrs.</b>

*In House training takes place every Monday nights (minus statutory holidays) throughout the year.*

**General Level Firefighter Training (July - Sept)**

TOPIC	
Truck / SCBA / PPE (Monthly)	
Practical Vehicle Extrication (New eDraulics)	
Practical Airbags/Cribbing	
Confined Space Rescue	
Fire Ground Skills on Pump Operations/Fire Attack/Suppression/Ladders/Ventilation etc.	
Rural Water (Pump Relay, Tanker Shuttle, Rural Water Pumper Operator Training)	
Confined Space Rescue.	
Low Angle Rescue Program Delivery and Training	
<b>GENERAL LEVEL TRAINING HOURS</b>	<b>634 HRS</b>

### **Recruit Firefighter Training**

Hoses, Hydrants, Fire Attack	
Portable Pumps, Water Supply	
Search & Rescue	
Suppression Drills, Hose Maze	
Awareness to Operations Promotional Testing	
<b>EXTRA TRAINING HOURS FOR INSTRUCTORS</b>	<b>167 Hrs. to Date</b>
<b>RECRUIT TRAINING HOURS</b>	<b>135 Hrs. to Date</b>
<b>TOTAL TRAINING HOURS (Recruit &amp; General Level)</b>	<b>936 TRAINING HOURS</b>

**\*NOTE:** 2018 Recruit class is run as a separate training night (Thursday nights) we have found this to be less disruptive to the general level members training and to the students as other things are not going on around them. It has also allowed us better use of equipment as it's not in use by other members. The 2018 recruit class is also performing 1 Saturday a month fire ground training to put together all the skills they have learned on the Thursday nights.

### **Ontario Fire College Courses – July - Sept 2018**

<b>Firefighters</b>	<b>Ontario Fire College Course</b>	<b>Number of Days</b>
1	Training Officer Seminar	5
1	NFPA 1021 Fire Officer #1	5
2	Rural Water	6
1	Pump Operations	5
<b>Total Days</b>		<b>21</b>

### **Training Highlights...**

- 2018 Recruit training program continued with 6 recruit firefighters, 2 for Station #1 and 4 for Station #2.
- TBMFD Rope Rescue Low Angle Program implementation through the 3<sup>rd</sup> quarter.
- Weekend training dates implemented for general level members as part of the training survey results.
- The Training Officer continues to attend monthly Grey County Training Association meetings.
- Started to upload TBMFD SOG's and Section 21 Guidance Notes to the online training site, to monitor electronic signoffs.  
DSPA

**TRAINING STATS 4<sup>th</sup> QUARTER – 2018 (General Level in House)**

OCT 2018		NOV 2018		DEC 2018	
Station # 1	Station # 2	Station # 1	Station # 2	Station # 1	Station # 2
Hours	Hours	Hours	Hours	Hours	Hours
132	136	134	142	102	88
<b>Total Hours:</b>					<b>734 Hrs.</b>

*In House training takes place every Monday nights (minus statutory holidays) throughout the year.*

**General Level Firefighter Training (Oct - Dec)**

TOPIC'S	
Monthly Apparatus and SCBA Checks and Inspections	
HAZMAT Awareness classroom and written testing	
Low Angle Scenario Training	
Barrie Fire Control Presentations	
Orientation of BMR Underground and Means of Egress	
Vehicle Extrication	
EMS Ambulance Orientation	
<b>GENERAL LEVEL TRAINING HOURS</b>	<b>734 Hours</b>

### **Recruit Firefighter Training (Oct - Dec)**

<b>TOPIC'S</b>	
2018 Recruit Firefighter continue with integration into regular training as part of the platoon system. They continue honing their hands on fire ground skills training to complete the NFPA Firefighter # I & II program.	
<b>TOTAL TRAINING HOURS (Recruit &amp; General Level)</b>	<b>734 HOURS</b>

**\*NOTE:** Within each Monday night practice hours, officers and veteran firefighters were tasked with General Level as well as Recruit firefighter skills development throughout the 4<sup>th</sup> Quarter.

### **Ontario Fire College Courses – Oct - Dec 2018**

<b>Firefighters</b>	<b>Ontario Fire College Course</b>	<b>Number of Days</b>
1	Rural Firefighting Techniques	5
1	NFPA 1001 FF #2 PT "B"	5
1	Fire Code Division "B" Part 2	5
<b>Total Days</b>		<b>15</b>

- Application process for the 2018/2019 Ontario Fire College course calendar was completed, with 32 Firefighters signed up for courses. Due to course availability at the Ontario Fire College, not all members will be successful.
- 2017-2018 Recruit class continuing with hands on skills training and fire ground skills development. Graduation testing of these members will be in spring 2019.
- Low Angle Rescue program developed and implemented through the 4<sup>th</sup> quarter
- A donated training houses were utilized for approximately 2 months. The 2018 recruit class was extended to take advantage of this training aid.
- Integrated training calendar into the online platform. This makes it possible for all members to login and see upcoming training events.
- Work began on a re-vamped NFPA 1006 Ice Rescue program, completion in first quarter of 2019.

- NFPA 1002 Fire Pump Operation weekend training took place with 12 members attending.
- Elevator Rescue Awareness course began late in the 4<sup>th</sup> quarter, completion in 1<sup>st</sup> quarter 2019.



## **EMERGENCY MANAGEMENT**

### **2018 Annual Report**

We have completed the Annual Community “Essential” Level Program. This consists of 15 elements to be completed and sent in to Emergency Management Ontario. These items are to fulfill compliance with the Emergency Management and Civil Protection Act and its associated Regulation 380/04.

The following are the 15 elements which are required to be completed annually:

1. CEMC designated
2. CEMC training completed
3. Community Emergency Management Program Committee established
4. Emergency Management Program Bylaw current
5. Hazard identification and risk assessment current
6. Emergency Response Plan reviewed and submitted to Emergency Management Ontario
7. Emergency Response Plan Bylaw current
8. Designated Emergency Operations Center
9. Emergency Operations Center communications equipment
10. Critical Infrastructure Inventory current
11. Required annual training for Community Control Group
12. Required annual emergency management exercise for Community Control Group
13. Designated Emergency Information Officer available
14. Public Education / Awareness Program delivered to residents
15. Review elements and submitted to Emergency Management Ontario

### **2018 Significant Events:**

- Formalize members of Emergency Management Program Committee for meetings to review Emergency Plan, HIRA and Critical Infrastructure.
- With Program Committee updated and reviewed HIRA into new template as per EMO
- Updated Emergency Management By-law
- Provided information to the public with 72 hour preparedness message.
- Provided information on the provincial roll out of the alert ready notification tests.